



PRIME REGISTRY™

Improving America's Health

ABFM PI Activities

Submitting PRIME Registry Data for PI Credit

Revised February 2023



American Board
of Family Medicine

Table of Contents

| | |
|---|---|
| 1. Overview of using PRIME data for certification credit | 3 |
| 2. Logging into PRIME Registry Dashboard | 3 |
| 3. Selecting and Initiating an ABFM PI Activity | 4 |
| 4. Initiating a Self-Directed PI Activity | 5 |
| 5. Initiating the PHATE PI Activity for Social Determinants of Health | 6 |
| Table 1: Activities and Supporting PRIME Measures | 8 |

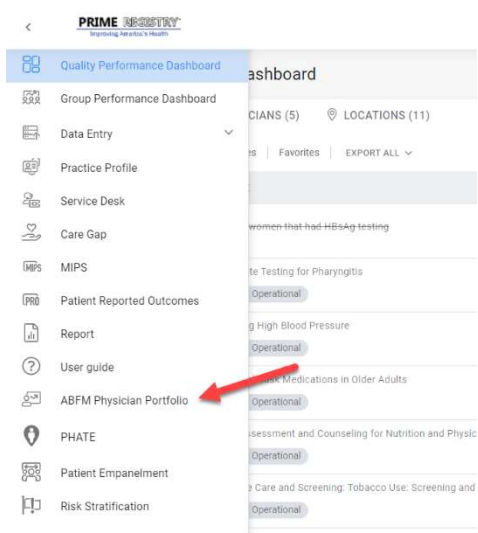
1. Overview of using PRIME data for certification credit

The PRIME Registry data can be used to easily complete American Board of Family Medicine (ABFM) Performance Improvement activities for maintenance of board certification. Diplomates may use their PRIME clinical data for an ABFM PI activity or conduct a self-directed activity using their data. In addition, Diplomates may utilize the PHATE application within the Registry for completing the Social Determinants of Health activity for credit.

To utilize your clinical data from the PRIME Registry for an ABFM Activity, see sections 2 & 3. When using your clinical data from the PRIME Registry for self-directed activity, see sections 2 & 4. To complete a Social Determinants of Health activity using PHATE, access PHATE from the PRIME Registry dashboard and see sections 2 & 5.

2. Logging into PRIME Registry Dashboard

1. Access your legacy registry dashboard in any browser. ([PRIME \(primeregistry.org\)](https://primeregistry.org))
2. Enter your credentials and log in.
3. The PRIME Registry dashboard opens on the Quality Dashboard.
4. In the upper right-hand corner, select Change.
5. In the popup window, select the date period that corresponds to the start of the PI activity.
6. Click Apply Filter.
7. Find the measure that corresponds to the ABFM PI activity.
8. Capture the performance score for the measure for entry into the Measure Section of the ABFM PI Activity. *(Note: When capturing the score for a measure, it may be helpful to have your ABFM Portfolio open at the same time. See section 3)*
9. In the left-hand navigation pane, click the link to open your ABFM Portfolio.



3. Selecting and Initiating an ABFM PI Activity

1. Access your portfolio in a supported browser. ([Login \(theabfm.org\)](https://theabfm.org))
2. Enter your credentials.
3. Click Sign In.
4. Click the link or scroll to the My Activities section on the page.

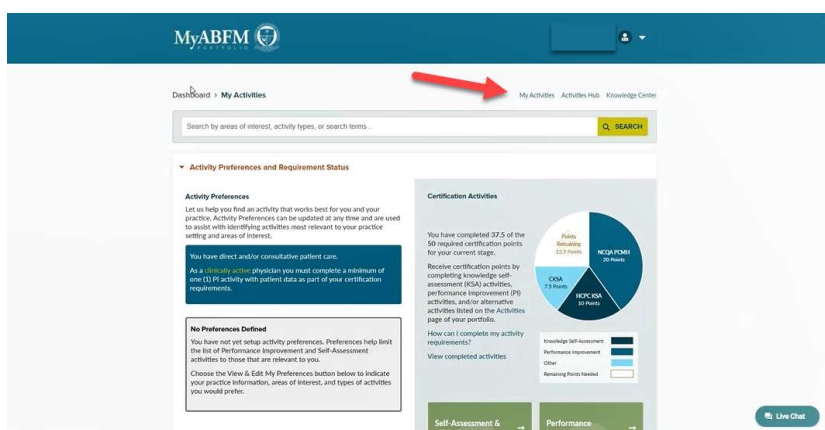


5. Select Search Activities.
6. Search for or Scroll through the My Activities list to identify the one you are interested in completing. (Note: See Table 1: Activities and Supporting PRIME Measures for the complete list of the activities and their associated PRIME Measures)
7. Once identified, select View Activity to review it.
8. When you identify the activity you wish to undertake, click Start Activity
9. Complete the form to initiate the activity and follow the directions.
 - a. In the “Measurement” section of the form, choose one of the PRIME Registry / CMS measures you want to use
 - b. In the “Edit Chart” section of the form, enter the performance score data from the PRIME Registry Quality dashboard for the measure
10. Complete all required fields and submit your activity to begin your intervention period.
11. After the intervention period is completed the activity will reopen for completion.
 - a. In the “Edit the Chart” section of the form, enter the performance score data from the PRIME Registry Quality dashboard for the measure.
 - b. Complete the survey questions and submit the activity for credit.

4. Initiating a Self-Directed PI Activity

The Self-Directed Clinical Performance Improvement (PI) pathway allows you to report completed customized improvement efforts, regardless of the type of practice or the scope of care you deliver. This pathway can be used to satisfy the Performance Improvement requirement for continuing certification.

1. Access your portfolio in a supported browser. ([Login \(theabfm.org\)](https://theabfm.org))
2. Enter your credentials.
3. Click Sign In.
4. Click the link or scroll to the My Activities section on the page.

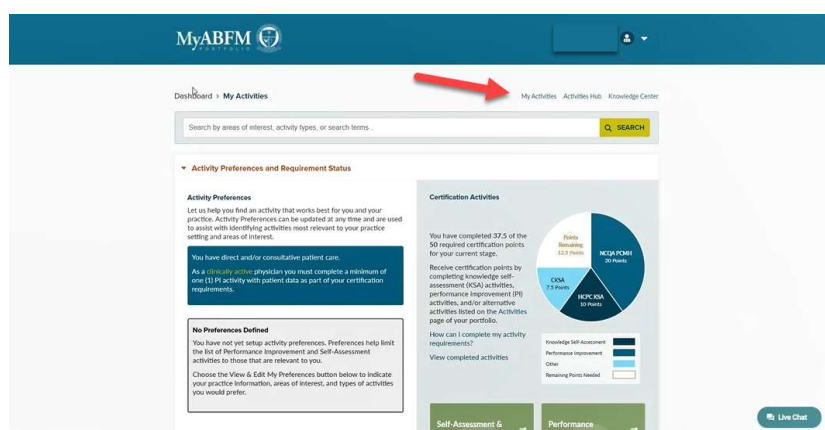


5. Select Search Activities.
6. In the search bar, type “Self-Directed Clinical” and click Apply Filters.
7. The Self-Directed Clinical activity will appear in the results.
8. Click View Activity.
9. To begin, click Start Activity.
10. Complete the form to initiate the activity and follow the directions to report on any clinical practice improvement project you have completed in your practice. (you can use the data from the PRIME Registry Quality dashboard to determine your improvement needs and to gather the data to show your improvement.)

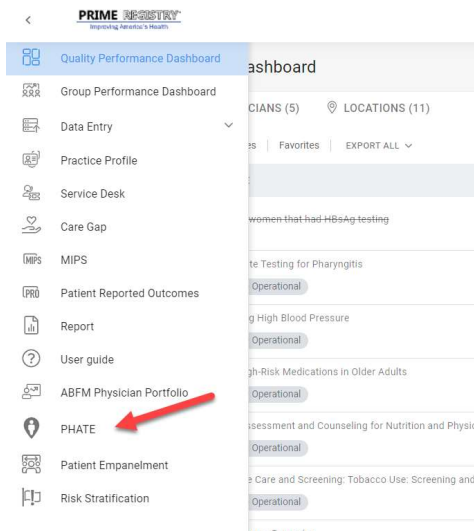
5. Initiating the PHATE PI Activity for Social Determinants of Health

This activity is designed to raise the users' understanding of Social Determinants of Health (SDOH) and their implications for varied health outcomes and illness experiences and can be used to satisfy the Performance Improvement requirement for continuing certification.

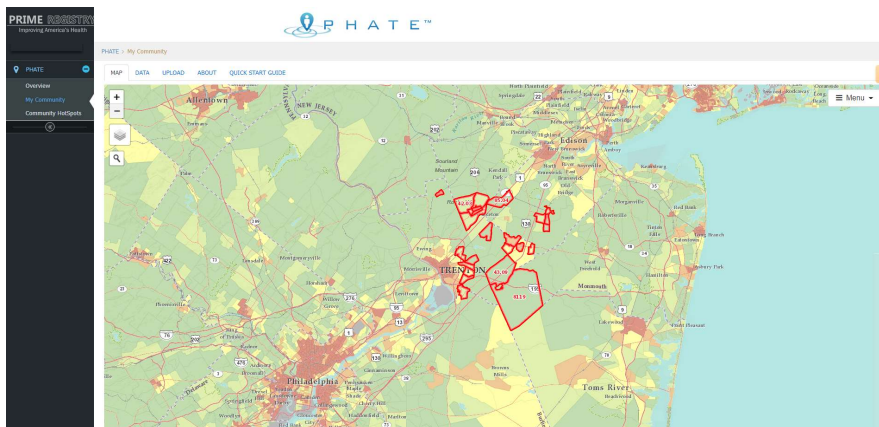
1. Access your portfolio in a supported browser. ([Login \(theabfm.org\)](https://theabfm.org))
2. Enter your credentials.
3. Click Sign In.
4. Click the link or scroll to the My Activities section on the page.



5. Select Search Activities.
6. In the search bar, type “PHATE” and click Apply Filters.
7. The PHATE activity will appear in the results.
8. Click View Activity.
9. To begin, click Start Activity.
10. Complete the form to initiate the activity and follow the directions.
 - a. In the “Measurement” section of the form, choose one of the PRIME Registry / CMS measures you want to use
 - b. In the “Edit Chart” section of the form, enter the performance score data from the PRIME Registry Quality dashboard for the measure
11. Return to the PRIME Registry Dashboard.
12. In the left-hand navigation pane, click the link to open PHATE to see the details of the patients in your practice area.



13. The PHATE application opens in a new tab.



14. Follow the instructions in the activity to utilize PHATE and complete the activity using the supporting documents.

Table 1: Activities and Supporting PRIME Measures

| ABFM PI Activity Name | PRIME ID | Measure Name |
|-------------------------------|----------|---|
| Chronic Care PI Activity | 80 | Comprehensive Diabetes Care: Blood Pressure Control (<140/90 mm Hg) |
| | 66 | Documentation of Current Medications in the Medical Record |
| | 65 | Preventive Care and Screening: Screening for Clinical Depression and Follow-Up Plan |
| | 37 | Use of High-Risk Medications in the Elderly |
| Acute Care PI Activity | 56 | Appropriate treatment for URI |
| | | Avoidance of Antibiotic Treatment in Adults with Acute Bronchitis |
| | 66 | Documentation of Current Medications in the Medical Record |
| | 48 | Use of Imaging Studies for Low Back Pain |
| Asthma PI Activity | | Asthma Action Plan |
| | | Optimal Asthma Control |
| | 99 | Pharmacologic Therapy for Persistent Asthma |
| | 44 | Use of Appropriate Medication for Asthma |
| Behavioral Health PI Activity | 73 | Dementia: Cognitive Assessment |
| | 69 | Depression Utilization of the PHQ-9 Tool |
| | 88 | Initiation and Engagement of Alcohol and Other Drug Dependence Treatment |
| | 65 | Preventive Care and Screening: Screening for Depression and Follow-Up Plan |
| Cardiovascular PI Activity | 36 | Controlling High Blood Pressure |
| | 59 | Heart Failure Angiotensin-Converting Enzyme Inhibitor or Angiotensin Receptor Blocker Therapy |
| | | Ischemic Vascular Disease Use of Aspirin or Another Anti-platelet |
| | 87 | Statin Therapy for the Prevention and Treatment of Cardiovascular Disease |

| | | |
|---|-----|---|
| Diabetes PI Activity | 49 | Diabetes: Eye Exam |
| | 50 | Diabetes: Foot Exam |
| | 51 | Diabetes: Hemoglobin A1c (HbA1c) Poor Control (> 9%) |
| | 54 | Diabetes: Low Density Lipoprotein (LDL-C) Control (< 100 mg/dL) |
| Efficiency and Cost Reduction PI Activity | 35 | Appropriate Testing of Children with Pharyngitis |
| | 56 | Appropriate treatment for URI |
| | 48 | Low Back Pain imaging |
| | | Use of Head CT for Minor Blunt Head Trauma |
| Emergency Department/Urgent Care | 56 | Appropriate Treatment for Upper Respiratory Infection |
| | | Emergency Department Utilization of CT for Minor Blunt Head Trauma |
| | 46 | Preventive Care and Screening: Influenza Immunization |
| | 48 | Use of Imaging Studies for Low Back Pain (eCQM) |
| Hospice Palliative Care PI Activity | 109 | Hospice and Palliative Care – Pain Screening |
| | 104 | Hospice and Palliative Care - Dyspnea Screening |
| | 103 | Hospice and Palliative Care – Spiritual Assessment |
| | 107 | Patients Admitted to ICU who Have Care Preferences Documented |
| Hospitalist PI Activity | 37 | Use of High-Risk Medications in the Elderly |
| | 61 | Falls: Screening for Future Fall Risk |
| | | Reduce Catheter-associated Urinary Tract Infection |
| | 107 | Patients Admitted to ICU who Have Care Preferences Documented |
| Hypertension PI Activity | 36 | Controlling High Blood Pressure |
| | 67 | Preventive Care and Screening: Body Mass Index (BMI) Screening and Follow-Up Plan |

| | | |
|-----------------------------|-----|---|
| | 75 | Preventive Care and Screening: Screening for High Blood Pressure and Follow-Up Documented |
| | 39 | Preventive Care and Screening: Tobacco Use: Screening and Cessation Intervention |
| Patient Safety PI Activity | 90 | Closing the Referral Loop: Receipt of Specialist Report |
| | 66 | Documentation of Current Medications in the Medical Record |
| | 61 | Falls: Screening for Future Fall Risk |
| | 37 | Use of High-Risk Medications in the Elderly |
| Pediatrics PI Activity | 56 | Appropriate Treatment for URI |
| | 45 | Childhood Immunization Status |
| | 111 | Primary Caries Prevention Intervention as Offered by Primary Care Providers, including Dentists |
| | 44 | Use of Appropriate Medication for Asthma |
| Preventive Care PI Activity | 40 | Breast Cancer Screening |
| | 43 | Colorectal Cancer Screening |
| | 39 | Preventive Care and Screening: Tobacco Use: Screening and Cessation Intervention |
| | 38 | Weight Assessment and Counseling for Nutrition and Physical Activity |
| Sports Medicine PI Activity | 90 | Closing the Referral Loop: Receipt of Specialist Report |
| | 116 | Pain Assessment and Follow-Up |
| | 38 | Weight Assessment and Counseling for Nutrition and Physical Activity |
| | 48 | Use of Imaging Studies for Low Back Pain |